

SCRAPS

WINTER 2014



Photo: Maretha Visser

Official Newsletter of the Western Province Boxer Club

WHO'S WHO

2014 WPBC committee



Roy Joynt	Patron	e-mail: royjoynt@gmail.com
Doreen Powell	President	Tel: 021 715 9758 e-mail: drn.pwl@gmail.com
Jacqui Verrinder	Chairman	Cell: 082 789 2919 P O Box 50263 West Beach 7449 e-mail: cptjav@cathaypacific.com
Ken Hull	Vice Chairman	Cell: 082 570 7802 e-mail: ken@3cubed.co.za
Fay Roberts	Secretary	Cell: 071 138 4385 Fax: 086 568 4530 P O Box 11550 Bloubergrant 7443 e-mail: info@wpbc.co.za
Monique Hodgkinson	Treasurer Website	Cell: 082 570 3410 e-mail: treasurer@wpbc.co.za Website: www.wpbc.co.za
Michelle Martin	Rescue	Cell: 082 738 5926 e-mail: shampooched@mweb.co.za
Marlien Heystek	Scraps	Cell: 083 717 4120 e-mail: jakkalsdans@telkomsa.net
Dawn Hull	Committee Member	Cell: 082 824 1422 e-mail: boxers@iafrica.com
Mike Bind	Committee Member	Cell: 083 795 8488 e-mail: msbind@mweb.co.za
Noeleen Billingham	Auditor	e-mail: billingham@gmail.com



IN THIS ISSUE

Who's Who	2
From the Editor	3
What's On	4
Annual Walk & Brunch	5
Recommended Puppy Schools	6
How Do I...?	8
Pet Friendly Accommodation	11
Sad News	13
Aptitude Test	14
KUSA Nationals	18
Open Show Results	19
Championship Show Results	20
2015 Calendars	26
Mofasa and Satara	27
Boxer Rescue	28



From the Editor

Hello Everybody

The second half of the year is always a very busy time, with a whole variety of doggy activities lined up. Finding an open date to fit in anything extra is almost impossible. We really hope to see many of our club members and their dogs at the events listed on the calendar on page 4. Come on folks—support your club and its hard-working committee and have some fun with your Boxers while doing so!

Talking of calendars: The one that was produced for our 60th Anniversary was very popular and many of our members were disappointed when they were too late to book a page to feature their Boxer/s or to get a copy of the calendar. We are producing another calendar for 2015, so do make sure that you book in time for this one. If we know in advance how many copies of the calendar are reserved, it helps us to know how many to have printed. The calendars also make nice gifts for friends and family.

Boxers that drag their owners behind them when out walking is NOT an uncommon problem. It really helps to take your Boxer for some obedience training, and reward-based training works particularly well with Boxers, who often “close down” and respond very reluctantly and without enthusiasm when treated harshly during training. In this issue we introduce clicker training to our members and an article that describes how loose lead walking can be “shaped” step by step without yelling at or yanking your dog. We have added a whole page of additional instructors in and around Cape Town who use reward-based methods in their classes.

Hope to see all of you at our activities!

Marlien Heystek, Editor



WHAT'S ON?

calendar of events

DATE	CLUB	TYPE	EVENTS	CONTACT
JULY				
13	Kennel Association	Open	BR, HCL, DJ, AG, FLY	021 715 9758
27	Cape Working & Herding	Open	BR	021 865 2691
AUGUST				
3	WPBC	Club	Annual Walk & Champagne Brunch	071 138 4385
10	Cape Town KC	Open	BR, OB, WT, CA, DJ, AG, FLY, HCL	021 447 7654
17	Liesbeek KC	Open	BR	083 925 4350
SEPTEMBER				
14	Breede Rivier KC	Open	BR, DJ, AG, FLY, HCL	021 904 3454
OCTOBER				
5	WPBC	CH	OB, DJ, AG, CA, FLY, CGC (All)	071 138 4385
18	Breede Rivier KC	CH	BR, OB, DJ, AG	021 904 3454
19	Cape Town KC	CH	BR, HCL	044 272 2412
19	WPBC	CH	BR	071 138 4385
24	Cape Working & Herding	CH	BR, OB, DJ, AG	021 865 2691
25	Western Province KC	CH	BR, DJ, HCL	086 768 7983
26	Hottentots Holland KC	CH	BR, HCL	082 521 4374
NOVEMBER				
15/16	WPBC	APT	Aptitude Test and Mental Assessment	071 138 4385
30	Kennel Association	Open	BR, OB, DJ, CA, AG, FLY, HCL	021 715 9758

INVITATION TO MEMBERS

Please join us at Canon Creek Independent School, cnr Nursery Way & Princess Path, Pinelands for Boxer Social Meet & Greet (people, puppies, dogs) - normally first Sunday every month, but please check dates and times with Fay Roberts at 071 138 4385.

Please also refer pages 6 & 7 for a list of recommended puppy schools

IF YOU WISH TO ENTER AN EVENT, CONSULT OUR WEBSITE

<http://www.wpbc.co.za> or <http://www.showdogs.co.za> for schedules

Invitation:

ANNUAL WALK AND BRUNCH PINELANDS CANAL



Elsieskraal Canal Pinelands - photo: Ian Junor

SUNDAY 3rd AUGUST 2014.

Meet at 10.00 at Canon Creek School, cnr Nursery Way & Princess Path, Pinelands
for walk along Elsiekraal Canal, Pinelands.

All dogs to be kept on lead please.

Walk to be followed at 11.00 by skottelbraai brunch at the school's Hobbies Hall

NON WALKERS WELCOME!

Puppies / anyone not keen on the walk can remain at the
grounds for a puppy play session.

MENU

Champagne, orange juice, eggs, bacon,
sausages, mushrooms, tomatoes,
croissants
coffee and tea

R50-00 per person - R30-00 children u 12

Please bring your own cutlery, crockery,
chairs, shade

water bowls and crates for the dogs

Please let Fay know by 25th July if you are going to attend.

Cell: 071 138 4385



LIST OF RECOMMENDED PUPPY SCHOOLS AND TRAINING CENTRES

Cape Handlers Dog Club, Theo Marais Park, Koeberg Road, Milnerton
Sunday mornings (ring 021 811 6933 Sunday am only) www.chdc.co.za

Cape Province Dog Club, Saturday mornings, Pinelands Primary School
Ring Julie 082 376 7367 www.capeprovincedogclub.co.za

St Francis Vet., 157 Main Road, Bergvliet. Phone: Mary 083 357 4080
or 021 712 0357 (am) www.stfrancisvet.co.za/puppy.htm

Tygerberg Animal Hospital Puppy Classes, Belville branch, Thursday
evenings. 17:00-18:00, 18:15-19:15, 19:30 –20:30. Phone 021 919
1191 or any TAH branch to book. www.tah.co.za/puppy_classes.php

Dog Dynamix Centre for reward-based puppy training, Brommersvlei
Road, Constantia, (on the Riding for the Disabled property)
072 797 9533 www.dogdynamics.co.za

SUPER PUP is an independent certification programme (originally
started by Royal Canin) for puppy trainers, with a comprehensive on-
going education programme exclusively for certified members. Super
Pup recognizes skills and knowledge and promotes this to the public.
More information on www.superpup.co.za

For a list of sixteen certified puppy trainers in various locations in the
Western Cape please consult:

www.friendsofthedog.co.za/puppy-school-western-cape.html

Louise Botha, Hermanus, SUPER PUP certified trainer 028 313 2709
083 264 2912, Hermanus: Mondays & Thursdays, Kleinmond: Sundays
info@caninecapers.co.za
<http://www.friendsofthedog.co.za/canine-capers.html>

Gill Painter, Stellenbosch/Joostenbergvlakte, SUPER PUP certified
trainer,
072 464 0404, gillpainter@mweb.co.za

Nicole Alers, Newlands, SUPER PUP certified trainer, 074 189 2824,
Venue: Blue Cross Vet, Newlands, Saturdays. animalantics@live.com
<http://www.friendsofthedog.co.za/animal-antics.html>

THINKINGPETS

was started in June 2006 by Karin Pienaar (Landsberg) and was later joined by Professor Peter Neville and Wendy Wilson. The main focal points of Thinking-Pets are to train instructors nationwide to provide puppy socialization, puppy II (adolescent) classes, adult and remedial training classes using motivational training methods.

We also aim to establish a network of highly educated professionals that can assist pet owners with their pets in a non-invasive, motivational manner encompassing modern training techniques. Our services include offering puppy and kitten socialization schools, individual obedience training (using clicker and other forms of motivational training only), group obedience training, lecturing, public talks, hosting workshops and remedial socialization for aggressive dogs.

<http://www.thinkingpets.com/index.php/instructors-and-classes/48-news/cape-town-and-surrounds>

ThinkingPets instructors in Cape Town and surrounding areas:

Lee-Ann Sharpe, Area: Brackenfell.

Tel: 071 675 4246

Coral Louw, Area: Bloubergstrand.

Tel: 082 737 2268

Karen Sinovich, Area: Diep River and Seapoint.

Tel: 083 449 5879

Janet van Dyk, Area: Blouberg, Melkbos.

Tel: 082 428 0523

Mari Yanagawa *DipCABT (COAPE UK) NOCN*, Area: Bloubergstrand.

Tel: 083 647 7383

Rose Humphreys, Area: Somerset West, Strand, Gordon's Bay.

Tel: 082 553 0747

Judy Post. Areas: Muizenberg and Kirstenhof.

Tel: 082 732 5645 or a/h 021 788 9437

Kieron Piper *DipCABT (COAPE UK) NOCN*

Area: Diep Rivier, Rondebosch, Stellenbosch. Tel: 082 510 4107

Rozanne Ihlenfeldt, Areas: Brackenfell, Northern Suburbs

Tel: 072 896 1021

HOW DO I...

get my Boxer to walk on a loose lead?

Boxers that drag their owners along whenever they go out for a walk, seems to be a very common problem. The purpose of this article is to convince the owners of these dogs that it is really not impossible to change this behaviour.

For quite some time now there has been a raging controversy in the field of dog training centred around training methods and equipment - the so-called punishment versus reward debate.

On the one hand you have “jerk-and-puke” methods, choke, shock and prong collars and punishment if the dog does not “obey” i.e. **negative reinforcement**. The dog does what you want him to do because he is afraid not to.

On the other hand you reward desired behaviours and ignore erroneous actions, using flat collars or harnesses, bite sized treats and praise as training tools, i.e. **positive reinforcement**. The dog happily and confidently does what you want him to do because he associates it with pleasure and because he is in control of his behaviour.

Numerous scientific studies have now shown that punitive methods lead to fear and anxiety, inhibit learning and increase aggression. Pain-based methods aimed at modifying or managing behaviour can actually worsen existing undesirable behaviours.

WHAT IS CLICKER TRAINING?

“Clicker Training” is a term used to describe a very effective form of reward based training where a short sharp sound, usually produced by using a plastic clicker, marks a behaviour that will be rewarded. It is based on the science of operant conditioning, which maintains that behaviours which are rewarded are made stronger (reinforced) and will occur more frequently. It allows a handler to indicate with great precision to the dog (or any other animal) the exact action or behaviour which will earn a reward. Please note: the click is NOT the reward—it tells the dog that by doing what he did when he heard the click, has earned him a reward. Every click **MUST** be followed by a treat—even if you have clicked at the wrong moment. Don’t worry—it won’t make much difference if this happens once in a while—unlike the consequences of even one hefty unfair jerk on his neck or a juddering shock from an electric collar at the wrong time....



This short description is of course a gross over-simplification, but anyone interested in the underlying theory and practice of operant conditioning can easily find it on the internet.

The clicker is a small plastic box with a metal strip that makes a sharp, clicking sound when pushed and released. Paired with something the animal finds very reinforcing, (food, a toy, praise) the clicker becomes a powerful tool for shaping behaviour.

The following is an article by Carolly Burmaster (one of the top clicker trainers in the USA) which illustrates how effective results can be obtained when using clicker training:

LOOSE LEAD WALKING



Most dogs arrive at beginner classes lunging and pulling. The dog considers the handler to be nothing more than an impediment to forward movement and the handler has assumed the entire responsibility for controlling the dog's behaviour. Not only does loose lead walking satisfy the owner's need to be able to walk safely with his dog, it also teaches the dog self-control, which becomes the cornerstone for all other training. Having the dog walk quietly is a by-product of the exercise, but the real purpose is to change the handler-dog

relationship and for the dog to discover that being receptive to his handler's wishes can be terrifically rewarding.

Begin teaching loose lead walking with the dog on a flat collar and a relatively short leash. Using a short leash on the dog at this point accomplishes several things. The first is that a large dog can pick up an incredible amount of momentum in six feet and catch his handler enough off balance to pull him around wherever he wants to go. Keeping the leash short prevents that. The second thing it accomplishes is to limit what the dog is able to do when he reaches the end of the leash. A six foot leash allows the dog entirely too much freedom of movement when you are making the point that the dog can't go anywhere when the leash is tight. The dog isn't going to feel terribly deprived if he can still swing around you in a 6 foot arc, sniffing the ground and doing his own thing. To shape loose lead walking, begin walking without saying anything to the dog. The instant the dog tightens the leash, stop, keep your mouth shut, and wait. The criteria for reinforcement at the beginning will be the dog's giving you the least bit of slack in the leash at all, intentionally or otherwise, and when he does, click. Even though you have spent time pairing the click and treat prior to beginning this exercise, the dog is probably going to be too interested in getting to where he wants to go to bother turning around for the treat. That's all right. Let him move forward again as his reinforcement. The click has told him what you needed him to know. If your timing with the clicks is on the money, it doesn't take long for the dog to learn that a tight leash, instead of taking him where he wants to go, now means he can't move at all. There is no longer any payoff for all that effort he expends trying to pull his handler around, so he stops pulling when the leash tightens. Reinforce that several times and then raise the criteria by expecting a bit more self control on his part. Most dogs, when the criteria is raised and they are no longer clicked for not pulling, will then begin to back up a step as soon as they feel the leash tighten. That gets reinforced half a dozen times before you once again raise the criteria. In the absence of a click for backing up, most dogs will glance back in your direction. Jackpot him for that! All of the above is done in the absence of too many distractions.

In a class situation, students should move as far away from one another as is possible. That is easier to do if classes are held outside instead of in a building where space is limited. If you or your students can't move far enough away from distractions to get that initial response from your dog, you may need the additional help of a head halter. Some dogs are so distracted by the presence of other dogs regardless of distance that a head halter is a necessary tool to get through to them. Don't hesitate to put these dogs on a Gentle Leader until they reach the point where they are backing up and glancing over their shoulders at you. This short cut is preferable

to having the dog constantly reinforced by his unacceptable behaviour. However, the head halter is a tool, not a crutch and each time you put one on a dog, you must have a plan for weaning him off of it in the context of the particular behaviour you are addressing.

A Gentle Leader is also a great tool for teaching the confirmed sniffer to unglue his nose from the ground. This is done by "checking" the movement of the dog's head toward the ground and holding it there with a tight leash until the dog lifts his head, even the slightest amount at first, so that you can shape and reinforce his bringing his own head up. Sniffing is as reinforcing to a dog as reading is to you, and if you are going to control the reinforcers, you can't let him do it whenever he chooses. I emphasize that you merely "check" the downward movement of the head, you do not jerk or in any other way correct the dog for this movement. And you keep your mouth shut. (One of my personal pet peeves is the handler who says "no sniff" or "no bark," "no pull," "no etc.") Let him figure out himself that it is more reinforcing not to sniff when he is supposed to be interacting with you. Of course, successful trainers make it more reinforcing not to sniff. And you must keep in mind that if he is occasionally successful in getting his nose to the ground while he is supposed to be attending to you, then you have just put him on a variable schedule of reinforcement which is only going to strengthen the sniffing behaviour. Absolute vigilance is necessary during this type of behaviour modification program. Once the dog is glancing back over his shoulder at you, "take the show on the road" to practice the behaviour. Distractions should begin at a level the dog tells you he can handle, and you should lower the criteria for reinforcement. If you can not get the dog to take the tension off the leash when you are 20 feet from another dog, perhaps he can handle it when you are 25 or 30 feet away. He will tell you by his behaviour what he is ready for. Honour his level of ability and practice at that level until he can handle more. When he can keep his lead loose at one distance, move a bit closer to the distraction. If you raise your criteria in the proper increments for each dog, he will have hundreds of chances to do the right thing and be reinforced for it. Since the behaviour you want the dog to practice is keeping a slack leash under a variety of different circumstances, have him approach other well behaved dogs, not so well behaved dogs, and people he really wants to visit. Drive to new places, get him out of the car, click and treat a few times to prime the pump and then ask for immediate compliance in loose lead walking. Expect a loose lead while walking in and out of the house, getting in and out of cars, etc. And use a variety of reinforcers. Walk him toward trees and bushes and stop a few feet away from them. If he controls himself walking toward a tree that's a scent post you know he can smell from 10 feet away, click, release him and let him satisfy his need to sniff and cock his leg. He'd rather do that than get a treat, anyway! What do you do if he won't keep a loose lead under certain circumstances? Give honest consideration to whether or not you have "overfaced" the dog. Have you asked for too much, too soon? If you think your expectations are reasonable for this stage of training, use negative punishment to emphasize where he went wrong. For example, if you approach a person he'd love to visit and he loses control of himself and tightens the leash, turn around and walk in the other direction. Take away the opportunity for him to get something he really wants (the definition of negative punishment), in this case the attention, and do NOT click and reinforce him even if he keeps slack in the lead while walking away. Then give him another chance to approach the desired object. Define the consequences of his actions for him and let him make the choice. And make absolutely certain that the choice you want him to make is much more reinforcing for him than the alternative. Even though he isn't yet walking beside you, the dog is now walking forward on a loose leash regardless of what the distractions are. Most of the time it really doesn't seem as though he is paying any attention to you, but since he is keeping the lead loose when you walk, you know that he is aware of where you are, at least on one level of his brain. You want to heighten that awareness of where you are, and you are going to use the about turn exercise to

PET-FRIENDLY ACCOMMODATION



Cape Town – South Africa



Viola & Owl Cottages



BLOUBERGRANT/TABLE VIEW, CAPE TOWN

Two tastefully furnished and equipped Pet Friendly/Safe Cottages situated in a quiet residential area just 5 mins from the beach overlooking Table Mountain and Robben Island. Close to all amenities.

Each Cottage has its own private, high walled garden with braai, table, chairs, loungers – 100% secure for pets.

Interaction between visiting dogs impossible.

Gated access to Pool for owners' peace of mind.

Secure off road parking for vehicles and trailers.

Bedding and towels provided and changed during stay.

There is a Veterinary Clinic at the bottom of the road.

For further information and photographs, please take a look at our website:

www.violacottage.co.za

and see for yourself the many complimentary comments from previous guests.

*If it's good enough for Buddy the Toyota Boxer,
then it's good enough for you!*



Contact Helen on 021 557 2899 or 082 698 1244
email: helen@violacottage.co.za

teach it to him. By "about turn" I do not mean one of those precise, military about turns the dog does while keeping its right ear glued to its handler's left leg. I mean a dog who notices that you have gone in another direction, turns of his own volition and catches up with you without ever tightening the leash. When the dog is ready to be taught the about turn, the simplest way to teach it is with the following method. Do a few gratuitous clicks and treats to prime the pump and get the dog's attention. Hold the leash in your right hand along with your clicker, and put the treat in your left hand. Reach forward and touch the dog's nose with the treat to lure him with you as you make an about turn to the right. The instant the dog begins his turn in your direction (even though he is only following the treat), click, stop, and treat him. Repeat this several times, clicking each time he begins his turn, and then begin raising the criteria. Stop the luring process and simply touch his nose with the treat (a nose tease), move your arm back to your waist and then make your turn. This is repeated several times, and then even the nose tease is eliminated. Do your "road show" with the about turn before you go to the next stage. Again, you will drop back one level in the behaviour, in this case to a nose tease, when you begin to introduce distractions and new places. Open the front door, and instead of walking through, do a nose tease and an about turn, clicking and treating when the dog turns with you. Approach the car, do a nose tease, make an about turn and click and treat. Do the same when you walk up to people he loves, trees he wants to sniff, etc. Drop the nose tease as quickly as possible, and jackpot him for making those first about turns on his own. It is interesting to note that even though you used an about turn as a negative punishment for the dog who wouldn't walk on a loose lead, these about turns are offered by the dog himself and are followed by strong positive reinforcement. Same action, different cause, different consequence. I spend no time in my Beginner classes on left and right turns. The right turn is pretty much taken care of by the about turn and as long as the dog walks reasonably close to where he belongs, left turns can be executed easily by the pet dog and handler. My Beginner class is usually 6 weeks long, and I find that most of the students can achieve this level of behaviour with their dogs by the 4th or 5th week and are not interested in expending the energy to teach their dogs beyond this stage of this exercise. For the remaining classes, we practice this behaviour using a variable schedule of reinforcement, jackpots, etc., until the dog's attention to where his handler is becomes second nature. This does not mean he is constantly watching the handler. I have never equated a dog's looking at me with his paying attention. I have sat through too many classes staring at teachers with my mind a million miles away to make that mistake. I don't put the "loose lead walking" behaviour on cue. To my way of thinking, failure to walk on a loose lead isn't so much a training problem as it is a relationship problem. As I said at the beginning of this article, having the dog walk with a loose lead is a by-product of the exercise, but the real benefit is teaching the dog to control himself and to discover that being receptive to his handler's wishes can be terrifically rewarding. If you disagree, that's OK, but I wouldn't use the word "heel" at this point. The last night of class is "graduation" night. To test the loose lead walking, each student must go through an obstacle course with his dog. I have them walk their dogs past battery operated toys, tennis balls, bowls of treats, over little jumps and through mazes, past other dogs, weaving in and out of traffic cones, etc. There is always something absolutely new and either a bit frightening or very tempting, and the results are always fun to watch. The criteria for going into the Level 2 class is that the dog maintain a loose leash most of the time and should he be tempted to investigate, that he repent immediately and return his attention to his handler.

RECOMMENDED READING:

http://www.clickertraining.com/what_is_clicker_training
<http://www.clickertrain.com/>
<http://www.clickersa.co.za/>

SAD NEWS



Margaret Teresa Owens

It is with great sadness that we have to report that Teresa, Jacqui Verrinder's mom, recently passed away after some months of ill health.

After resisting leaving Zimbabwe for some time, she finally agreed to join Jacqui in Cape Town and soon became a firm favourite at shows with everyone in the WPBC gazebo.

Both she and Jacqui's dad always shared and encouraged Jacqui's passion for dogs and shows. After hearing of Teresa's passing, Sue Impey, who has known the family for many years, wrote:

"She is always remembered by me standing at ringside with your dad, beaming and clapping hard as you went Best in Show with Beau at HKC!"

She would have been so proud of Dexter's great achievements, winning KUSA National Boxer 2014 and National Working Dog 2014!

The loving dedication with which Jacqui cared for her as her health failed, never

flagged. It was like a golden light burning quietly but very brightly to inspire all who knew the two of them.

Your mom had a very special place in the hearts of the Boxer fraternity, Jacqui, and her place in the WPBC ringside gazebo will be very empty from now on.

Rest in Peace, sweet Teresa.

MORE SAD NEWS

Lynn Etheridge is another of our members who has been going through a very difficult time. Both her parents became seriously ill and in need of full time care at the same time. Her father passed away on 14th June.

Dear Lynn, although no words can really help to ease the burden you bear and the grief you need to come to terms with, please know that we wish you and your family hope in the midst of your pain and comfort in the midst of your sorrow.



Results: **APTITUDE TEST**

10 & 11 MAY 2014 - Groot Fisantekraal Farm, Durbanville



The first local Aptitude Test of 2014 was held at Groot Fisantekraal Farm, Durbanville, on 10 and 11 May. It was hosted by the Dobermann Club of the Cape, in conjunction with the Cape Bullmastiff Club and the Western Province Boxer Club. With 16 dogs entered it was as always fully subscribed

The Saturday was wintry, grey and very cold, but fortunately the catering team made sure that there was enough to keep the inner men and women strong and warm. Sunday was lovely: bright and sunny.

Test Leaders were again Mike Eisler and Edith Gallant from KZN (above left).


Pictured on the left is Mike in action as "The Ugly Man". (Photos: Fay Roberts and others)



Jamie



Macduff



Dexter

Three breed champion Boxers obtained the APTITUDE qualification with good scores: Ch Tanyati Headline News (Jamie) Ch Polgara Curtain Call for Jakkalsdans (Macduff) and Tortuga Jumpin Jack Flash of Stanwix. (Dexter). Well done boys!



Below Macduff negotiates the 12 soldiers to find Marlien and confronts the Ugly Man





Dexter hears and goes to investigate a sudden loud noise (above) while walking with Jacqui and (below) keeps a close eye on two strange white figures approaching slowly but relentlessly from two different directions.





Jamie makes contact with the headless man that had suddenly popped up right in front of Monique and him (above) and checks to see whether the Ugly Man is REALLY as ugly as it is rumoured... (below)



KUSA NATIONALS

**31 MAY 2014 JUDGE: Mrs BARBARA MÜLLER
(SWITZERLAND)**

NATIONAL BOXER 2014

1. Ch Tortuga Jumpin Jack Flash of Stanwix
2. Ch Polgara Curtain Call for Jakkalsdans
3. Ch Manitoka Aphrodite
4. Ch Ilruca Deyzel

NATIONAL WORKING DOG 2014

Ch Tortuga Jumpin Jack Flash of Stanwix



OPEN SHOW RESULTS

WORKING & HERDING BREEDS OF THE CAPE OPEN SHOW 4 MAY 2014 JUDGE: Mrs J DUTHIE (WC)

CLASS	DOGS		OWNER
MINOR PUPPY	1 st	Dawkendale Dream Lover	Marelize Wiese
OPEN	1 st	Gentry's Quantum Leap	Monique Hodgkinson & Marlien Heystek
CHAMPION	1 st	Ch Polgara Curtain Call for Jakkalsdans	Marlien Heystek
NEUTER DOG	1 st	Titanwolverine Romanhoff of Stanwix	Michelle Martin
CLASS	BITCHES		OWNER
MINOR PUPPY	1 st	Dawkendale With Flare	Ken & Dawn Hull
GRADUATE	1 st	Mardusmara Gemma	Margot Holtrop
SA BRED	1 st	Tanyati Enchanting	Monique Hodgkinson
VETERAN	1 st	Ch Thasrite Charlize	Fay Roberts
OPEN	1 st 2 nd	Dawkendale Femme Fatale Tanyati I'm Familiar Too	Ken & Dawn Hull Monique Hodgkinson
BEST OF BREED	Dawkendale Femme Fatale		Ken & Dawn Hull
RES BEST OF BREED	Gentry's Quantum Leap		Monique Hodgkinson & Marlien Heystek
BEST PUPPY	Dawkendale Dream Lover		Marelize Wiese
BEST VETERAN	Ch Thasrite Charlize		Fay Roberts
BEST CHAMPION	Ch Polgara Curtain Call for Jakkalsdans		Marlien Heystek
BEST NEUTER IN SHOW	Titanwolverine Romanhoff of Stanwix		Michelle Martin

At **BREEDE RIVIER KC OPEN SHOW, 13-04-2014**, Ken Hull awarded BEST PUPPY and PUPPY GROUP 2nd to Mike Bind's Tanyati Movie Star and BEST CHAMPION, BEST OF BREED and GROUP 1st to Alice Rossouw's Ch Manitoka's Aphrodite. She went on to win BEST IN SHOW under Mr Helmut Redtenbacher (right).

At **WESTERN PROVINCE KC OPEN SHOW, on 08-06-2014**, Ronald Follentine gave BEST BABY PUPPY IN BREED, BEST OF BREED and BABY PUPPY GROUP 2nd to Marlien Heystek's Tortuga Accolade by Jakkalsdans. Mike Bind's Tanyati Movie Star was BEST JUNIOR and JUNIOR GROUP 2nd.



CHAMPIONSHIP SHOW RESULTS

UITENHAGE KC CHAMPIONSHIP SHOW 4 APRIL 2014 JUDGE: Mrs L BRAND (KZN)


CLASS	DOGS		OWNER
JUNIOR	1 st	Rising Star of Montala	Wayne Streak
OPEN	1 st	Gentry's Quantum Leap CGC (si) (Imp USA)	Monique Hodgkinson & Marlien Heystek
CHAMPION	1 st	Ch Tortuga Jumpin Jack Flash of Stanwix	Jacqui Verrinder
NEUTER DOG	1 st	Titanwolverine Romanhoff of Stanwix	Michelle Martin
CC	Rising Star of Montala		Wayne Streak
RCC	Gentry's Quantum Leap CGC (si) (Imp USA)		Monique Hodgkinson & Marlien Heystek
BEST OF BREED	Rising Star of Montala		Wayne Streak
RES BEST OF BREED	Ch Tortuga Jumpin Jack Flash of Stanwix		Jacqui Verrinder
BEST JUNIOR JUNIOR GROUP 1 st	Rising Star of Montala		Wayne Streak
BEST NEUTER NEUTER GROUP 1 st R BEST NEUTER IN SHOW	Titanwolverine Romanhoff of Stanwix		Michelle Martin

PORT ELIZABETH KC CHAMPIONSHIP SHOW 5 APRIL 2014 JUDGE: Mr TREVOR HISCOCK (GAUTENG)

CLASS	DOGS		OWNER
OPEN	1 st	Gentry's Quantum Leap CGC (si) (Imp USA)	Monique Hodgkinson & Marlien Heystek
CHAMPION	1 st	Ch Tortuga Jumpin Jack Flash of Stanwix	Jacqui Verrinder
NEUTER DOG	1 st	Titanwolverine Romanhoff of Stanwix	Michelle Martin
CC	Gentry's Quantum Leap CGC (si) (Imp USA)		Monique Hodgkinson & Marlien Heystek
RCC			
BEST OF BREED	Gentry's Quantum Leap CGC (si) (Imp USA)		Monique Hodgkinson & Marlien Heystek
RES BEST OF BREED	Ch Tortuga Jumpin Jack Flash of Stanwix		Jacqui Verrinder
BEST NEUTER NEUTER GROUP 1 st BEST NEUTER IN SHOW	Titanwolverine Romanhoff of Stanwix		Michelle Martin

WALMER & SUBURBAN KC CHAMPIONSHIP SHOW
6 APRIL 2014 JUDGE: Mr C GRIFFITHS (KZN)

CLASS	DOGS		OWNER
OPEN	1 st	Gentry's Quantum Leap CGC (si) (Imp USA)	Monique Hodgkinson & Marlien Heystek
CHAMPION	1 st	Ch Tortuga Jumpin Jack Flash of Stanwix	Jacqui Verrinder
NEUTER DOG	1 st	Titanwolverine Romanhoff of Stanwix	Michelle Martin
CC	Gentry's Quantum Leap CGC (si) (Imp USA)		Monique Hodgkinson & Marlien Heystek
RCC			
BEST OF BREED	Gentry's Quantum Leap CGC (si) (Imp USA)		Monique Hodgkinson & Marlien Heystek
RES BEST OF BREED	Ch Tortuga Jumpin Jack Flash of Stanwix		Jacqui Verrinder
BEST NEUTER NEUTER GROUP 1 st R BEST NEUTER IN SHOW	Titanwolverine Romanhoff of Stanwix		Michelle Martin



ROGAN (Titanwolverine Romanoff of Stanwix) went into sensory overdrive when he encountered a tortoise for the first time in Port Elizabeth!

WEST COAST KC CHAMPIONSHIP SHOW
29 MAY 2014 JUDGE: Mrs E RAUBENHEIMER (WC)

CLASS	DOGS		OWNER
MINOR PUPPY	1 st	Dawkendale Dream Lover	Marelize Wiese
JUNIOR	1 st	Tanyati Movie Star	Mike Bind
OPEN	1 st	Gentry's Quantum Leap CGC (si) Imp USA	Monique Hodgkinson & Marlien Heystek
CHAMPION	1 st 2 nd	Ch Tortuga Jumpin Jack Flash of Stanwix Ch Polgara Curtain Call for Jakkalsdans	Jacqui Verrinder Marlien Heystek
NEUTER DOG	1 st	Titanwolverine Romanhoff of Stanwix	Michelle Martin
CC		Dawkendale Dream Lover	Marelize Wiese
RCC		Tanyati Movie Star	Mike Bind
CLASS	BITCHES		OWNER
BABY PUPPY	1 st	Tortuga Accolade by Jakkalsdans	Marlien Heystek
MINOR PUPPY	1 st	Dawkendale With Flare	Ken & Dawn Hull
GRADUATE	1 st	Mardusmara Gemma	Margot Holtrop
OPEN	1 st 2 nd	Dawkendale Femme Fatale Tanyati I'm Familiar Too BA(Ex)	Ken & Dawn Hull Monique Hodgkinson
CHAMPION	1 st	Ch Manitoka Aphrodite	Alice Rossouw
VETERAN	1 st	Ch Thasrite Charlize	Fay Roberts
CC		Dawkendale Femme Fatale	Ken & Dawn Hull
RCC		Tanyati I'm Familiar Too BA(Ex)	Monique Hodgkinson
BEST OF BREED WORKING GROUP 2 nd		Ch Tortuga Jumpin Jack Flash of Stanwix	Jacqui Verrinder
RES BEST OF BREED		Dawkendale Femme Fatale	Ken & Dawn Hull
BEST PUPPY PUPPY GROUP 1 st		Dawkendale Dream Lover	Marelize Wiese
BEST JUNIOR		Tanyati Movie Star	Mike Bind
BEST VETERAN VETERAN GROUP 1 st		Ch Thasrite Charlize	Fay Roberts
BEST BABY PUPPY BABY PUPPY GROUP 1 st BEST BABY PUPPY IN SHOW		Tortuga Accolade by Jakkalsdans	Marlien Heystek
BEST NEUTER NEUTER GROUP 1 st		Titanwolverine Romanhoff of Stanwix	Michelle Martin



SWARTLAND KC CHAMPIONSHIP SHOW
30 MAY 2014 JUDGE: Mrs R GOUWS (GAUTENG)

CLASS	DOGS		OWNER
MINOR PUPPY	1 st	Dawkendale Dream Lover	Marelize Wiese
JUNIOR	1 st	Tanyati Movie Star	Mike Bind
OPEN	1 st	Gentry's Quantum Leap CGC (si) (Imp USA)	Monique Hodgkinson & Marlien Heystek
CHAMPION	1 st 2 nd	Ch Ilruca Deyzel Ch Polgara Curtain Call for Jakkalsdans	Wolfgang Raschke Marlien Heystek
NEUTER DOG	1 st	Titanwolverine Romanhoff of Stanwix	Michelle Martin
CC		Gentry's Quantum Leap CGC (si) (Imp USA)	Monique Hodgkinson & Marlien Heystek
RCC		Tanyati Movie Star	Mike Bind
CLASS	BITCHES		OWNER
BABY PUPPY	1 st	Tortuga Accolade by Jakkalsdans	Marlien Heystek
MINOR PUPPY	1 st	Dawkendale With Flare	Ken & Dawn Hull
GRADUATE	1 st 2 nd	Ilruca Esmé Mardusmara Gemma	Wolfgang Raschke Margot Holtrop
OPEN	1 st 2 nd	Tanyati I'm Familiar Too BA(Ex) Dawkendale Femme Fatale	Monique Hodgkinson Ken & Dawn Hull
CHAMPION	1 st	Ch Manitoka Aphrodite	Alice Rossouw
VETERAN	1 st	Ch Thasrite Charlize	Fay Roberts
CC		Tanyati I'm Familiar Too BA(Ex)	Monique Hodgkinson
RCC		Dawkendale Femme Fatale	Ken & Dawn Hull
BEST OF BREED		Gentry's Quantum Leap CGC (si) (Imp USA)	Monique Hodgkinson & Marlien Heystek
RES BEST OF BREED		Tanyati I'm Familiar Too BA(Ex)	Ken & Dawn Hull
BEST PUPPY		Dawkendale With Flare	Ken & Dawn Hull
BEST JUNIOR		Tanyati Movie Star	Mike Bind
BEST VETERAN VETERAN GROUP 1 st		Ch Thasrite Charlize	Fay Roberts
BEST BABY PUPPY BABY PUPPY GROUP 2 nd		Tortuga Accolade by Jakkalsdans	Ken & Dawn Hull
BEST NEUTER NEUTER GROUP 1 st BEST NEUTER IN SHOW		Titanwolverine Romanhoff of Stanwix	Michelle Martin



KUSA CHAMPIONSHIP SHOW

31 MAY 2014 JUDGE: Mr A MARTINEZ NOGUERA (SPAIN)

CLASS	DOGS		OWNER
MINOR PUPPY	1 st	Dawkendale Dream Lover	Marelize Wiese
JUNIOR	1 st	Tanyati Movie Star	Mike Bind
OPEN	1 st	Gentry's Quantum Leap CGC (si)	Monique Hodgkinson & Marlien Heystek
CHAMPION	1 st 2 nd	Ch Polgara Curtain Call for Jakkalsdans Ch Ilruca Deyzel	Marlien Heystek Wolfgang Raschke
CC	wh		
RCC	wh		
CLASS	BITCHES		OWNER
BABY PUPPY	1 st	Tortuga Accolade by Jakkalsdans	Marlien Heystek
MINOR PUPPY	1 st	Dawkendale With Flare	Ken & Dawn Hull
GRADUATE	1 st	Mardusmara Gemma	Margot Holtrop
OPEN	1 st 2 nd	Tanyati I'm Familiar Too BA(Ex) Dawkendale Femme Fatale	Monique Hodgkinson Ken & Dawn Hull
CHAMPION	1 st	Ch Manitoka Aphrodite	Alice Rossouw
VETERAN	1 st	Ch Thasrite Charlize	Fay Roberts
CC		Tanyati I'm Familiar Too BA(Ex)	Monique Hodgkinson
RCC		Dawkendale Femme Fatale	Ken & Dawn Hull
BEST OF BREED		Tanyati I'm Familiar Too BA(Ex)	Monique Hodgkinson
RES BEST OF BREED		Dawkendale Femme Fatale	Ken & Dawn Hull
BEST PUPPY		Dawkendale With Flare	Ken & Dawn Hull
BEST JUNIOR		Tanyati Movie Star	Mike Bind
BEST VETERAN VETERAN GROUP 2 nd		Ch Thasrite Charlize	Fay Roberts
BEST BABY PUPPY BABY PUPPY GRP 2 nd		Tortuga Accolade by Jakkalsdans	Marlien Heystek





Ch Tortuga Jumpin Jack Flash of Stanwix



Tortuga Accolade by Jakkalsdans



LEFT:
Tanyati I'm Familiar
Too

FAR LEFT:
Gentry's Quantum
Leap

LEFT:
Ch Thasrite Charlize

RIGHT:
Ch Polgara Curtain
Call for Jakkalsdans



2015 CALENDARS

*Book your page
now!*


Many of you will remember the lovely calendars we produced for our 60th Anniversary and many will also remember that they were too late to get a page featuring their own Boxers.

Well, here's the good news we're doing another calendar for 2015!

Once again it will be one page per month so only TWELVE lucky people will get a special page.

You may request a specific month but this will be allocated on a first-come-first-served basis.

A4 landscape page. Picture size about 250 x 175 mm



© All the pictures in this calendar are reproduced by the Western Province Boxer Club with the permission of the owners and remain subject to their reply.

A4 landscape page. Calendar for MONTH

January 2012

WESTERN PROVINCE BOXER CLUB
Affiliated to the Kennel Union of Southern Africa
www.wpbkc.co.za



Sun	Mon	Tue	Wed	Thu	Fri	Sat	NOTES
1	2	3	4	5	6	7	
New Year's Day Public Holiday School Holidays							
8	9	10	11	12	13	14	
School Holidays							
15	16	17	18	19	20	21	
22	23	24	25	26	27	28	
29	30	31					

Format will be as above and the calendar will show all public holidays, school holidays, Boxer Club events and Championship Shows.

To be considered for a page featuring your Boxer/Boxers, you will need to book a page with Fay, our Secretary. Applications will only be considered upon receipt of full payment for the page and on a first-come-first-served basis. We reserve the right to reject any submission if it is considered to be inappropriate, of poor quality or in poor taste.

Pictures when printed will be approximately 245mm x 175mm and must be taken at high resolution (300 dpi minimum) on at least a 5 megapixel camera. Pictures not at a high enough resolution cannot be considered.


Bookings are restricted to one per club member (single or family).

Cost per page: R250.00 - this INCLUDES one calendar.

Closing date for bookings: 15 August 2014. Artwork must be in the hands of the committee by no later than 15 September 2014.

Price at which calendars will be sold will be announced soon.

For more information contact Ken Hull at 082 452 3776 or email ken@3cubed.co.za



BOXER RESCUE



This emaciated xBoxer brindle male was handed in at Animal Welfare Society today. The person who handed him in said he was food possessive...most likely because he wasn't getting any...? At least he is now in a safe place and will get the food and TLC he needs. We are looking for a foster home for him. He can only be neutered once he has picked up some weight. Please email me at shampooched@mweb.co.za if you are interested in adopting or fostering him.

Odie is a 5 year old male boxer looking for a forever home. Owner is moving and can't take him with as there are 3 aggressive dogs at the new residence. He is now in a foster home and we will get more info on how he is with other dogs, children, etc. He is still looking for his forever home. For more information please email me at shampooched@mweb.co.za



Max is approximately 7 years old. his owners are moving into a flat and cannot take him with. He is not good with other dogs and cats. He is currently in a foster home. Please email shampooched@mweb.co.za if you are keen to meet Max.



Laila is a 2.5 year old xBoxer spayed female looking for a home. She no longer gets along with the family's other dog. Preferably a forever home with no other dogs. She is good with children. Please email me at shampooched@mweb.co.za if you would like to meet her



WESTERN PROVINCE BOXER RESCUE

Michelle Martin

shampooched@mweb.co.za

082 738 5926

<https://www.facebook.com/wpboxerrescue>

www.wpbc.co.za/rescue.html